



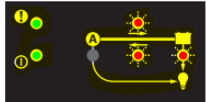
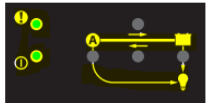
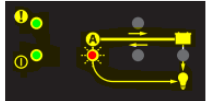
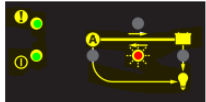
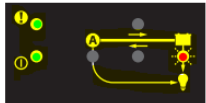
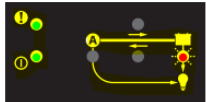
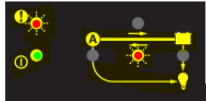


D250SE FAULT INDICATIONS

	<p>Reason: The apparatus and/or the service battery has a temperature that is too high.</p> <p>Recommendation: Consider moving the apparatus and/or the service battery to a cooler location.</p>
	<p>Reason: The service battery has a connection problem.</p> <p>Recommendation: Check the connections of the service battery and its fuse.</p>
	<p>Reason: The service battery has a connection problem.</p> <p>Recommendation: Check the connections of the service battery and its fuse.</p>
	<p>Reason: The service battery has a connection problem.</p> <p>Recommendation: Check the connections of the service battery and its fuse.</p>

SMARTPASS 120S FAULT INDICATIONS

	<p>Reason: Service battery is overheating.</p> <p>Recommendation: Check the service battery with a battery tester and/or check the installation.</p>
	<p>Reason: Excessive current or internal temperature too high. Charging current too high to the service battery.</p> <p>Recommendation: Check the service battery with a battery tester. Reduce the alternator size or connect another D250SE in parallel. The service battery is too deeply discharged.</p>
	<p>Reason: Excessive current or internal temperature too high. Too many consumers connected simultaneously.</p> <p>Recommendation: Consider moving the apparatus to a cooler location or reduce the use of consumers.</p>
	<p>Reason: Excessive current or internal temperature too high. Current to the starter battery too high.</p> <p>Recommendation: Check the starter battery with a battery tester. Replace the starter battery if the warning repeats.</p>
	<p>Reason: Excessive current or internal temperature too high. Too many consumers connected.</p> <p>Recommendation: Consider moving the apparatus to a cooler location or reduce the use of consumers.</p>
	<p>Reason: Battery guard activated. Service battery not charged enough.</p> <p>Recommendation: Charge the service battery.</p>
	<p>Reason: Start assistance activated.</p> <p>Recommendation: Charge the starter battery. Replace the starter battery if the warning repeats.</p>